

Following Parish of Christ the King and St Kentigern, Blackpool on Social Media

Across all the social media and streaming video platforms we use, our name is “ctkstkents”.

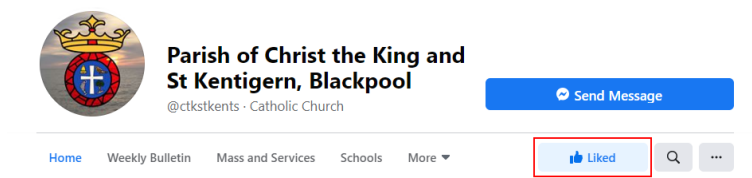
You can put “ctkstkents” or “Parish of Christ the King and St Kentigern” in the search of any of these services to find us.

All links and parish information are on our website, ctkstkents.org.uk.

Facebook

Using a PC

1. Open your web browser (Microsoft Edge, Internet Explorer, Google Chrome, Mozilla Firefox etc.)
2. Go to facebook.com/ctkstkents
3. Press the “Like” button to follow us



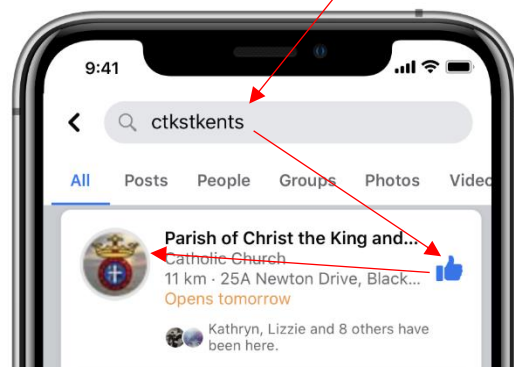

On a mobile device such as a smartphone or tablet



1. If you have not already downloaded the Facebook app do so now from the App Store on your device.
 - a. This is typically accessed via the “App Store” or “Google Play” icons.
 - b. Search for “Facebook” and download the Facebook app to your device.



2. Open the Facebook app and login if you have not already done so.
3. Tap the search button at the top of the screen and type in “ctkstkents”. The item in the search results should be our page.
4. Press the “Like” button to follow us
5. Tap on the search result to visit our page



YouTube

Using a PC

1. Open your web browser (Microsoft Edge, Internet Explorer, Google Chrome, Mozilla Firefox etc.)
2. Go to YouTube.com/ctkstkents
3. Ensure you are logged into YouTube using your Google Account. You can check this by looking in the top right corner of the page, if you do not see a button that says, "Sign In", you are already logged in.
4. On our YouTube Channel press the subscribe button
5. Next press the bell icon and change the option to "All".

You are now subscribed and will receive all notifications of new videos / live-streams etc. on your mobile device. They will also show under the YouTube Subscriptions page.



On a mobile device such as a smartphone or tablet

1. If you have not already downloaded the YouTube app do so now from the App Store on your device.
 - a. This is typically accessed via the "App Store" or "Google Play" icons.
 - b. Search for "YouTube" and download the YouTube app to your device.
2. Open the YouTube app and login if you have not already done so.
3. In the top right of the screen tap the search icon
4. In the search box type in "ctkstkents" One of the first links in the search results should be our page.
5. Press the Subscribe button, next press the bell icon and change the option to "All". You are now subscribed and will receive all notifications of new videos / live-streams etc. on your mobile device. They will also show under the YouTube Subscriptions page.

